



AAKAR PUBLIC SCHOOL




AAKAR PUBLIC SCHOOL

Summer
holiday
Homework

Student Name: _____

Class: **LKG** _____

Session: **2026-27** _____





HOLIDAY HOMEWORK INDEX

MAY TO JUNE



- English 0-4
- Hindi 5-8
- Maths 9- 13
- G .K 14- 17
- DRAWING 18-21
- Oral 22-24



English



NAME: _____

CLASS: _____

SCHOOL: _____



FILL THE MISSING LETTER

Directions: Fill in the blanks with missing letter.



A	B			
.....	E	G	H	I
J	L	N
P	R	S	U
V	X	Z	




Circle The Correct Small Letter From Given Capital Letters.



- B** → a d **b** e
- K** → l j k r
- J** → s j u f
- T** → k r s t
- M** → o l m i
- P** → j p c r
- D** → c r l d
- R** → o r s k

Write The First Letters For Each Picture.



Complete the incomplete




Help Mini and Guddu fill in the circles and complete.




a	b		d	e
f		h		
k		m		ñ
	p		r	
t		v		x
	z			

• Cross The Odd Ones In Each Row

B B B ~~B~~ B
K K K K K
J J J J J
T T T T T
M M M W M
d P P P P
D D D D D
R R R R R

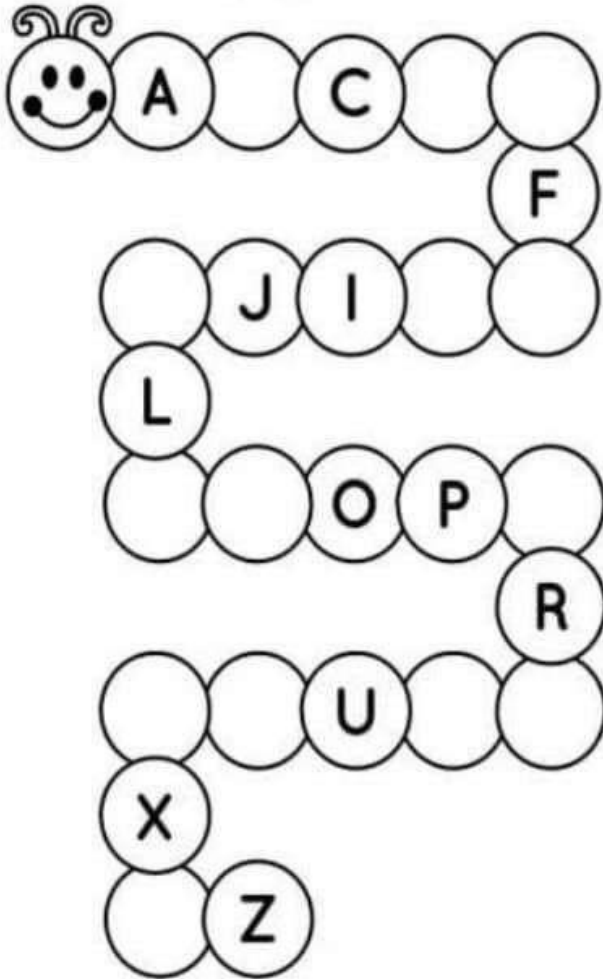


• Write The Capital Letters In ABC Order.

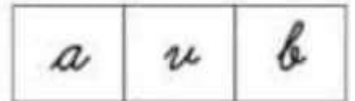



D C B A	
O P M N	
G H F E	
L K I J	
Y X W Z	
R Q T S	
G F H E	
U W V X	

Fill in the Missing Uppercase Letters



Circle the correct alphabet





HINDI



स्वर लिखो।

	अ	अ	अ
	आ	आ	आ
	इ	इ	इ
	ए	ए	ए



Date: _____

Teacher: _____

मिलान करो और चित्र में रंग भरो














ऊ

इ

क

आ

च

ओ


ध

उ

ई

अ

चित्र देखकर पहला अक्षर लिखे और रंग भरो



चित्र पहचाने और स्वर से मिलाये ।



आ

ओ

ऐ

अं

उ

ऊ

ऋ

अ

ई

औ

इ

ए



1



समान वर्ण को गोला बनाओ

आ उ आ आ आ

इ इ इ उ इ

ई ई ऊ ई ई

उ अ उ उ उ

ऊ ऊ ऊ ऊ आ

अ अ इ अ अ

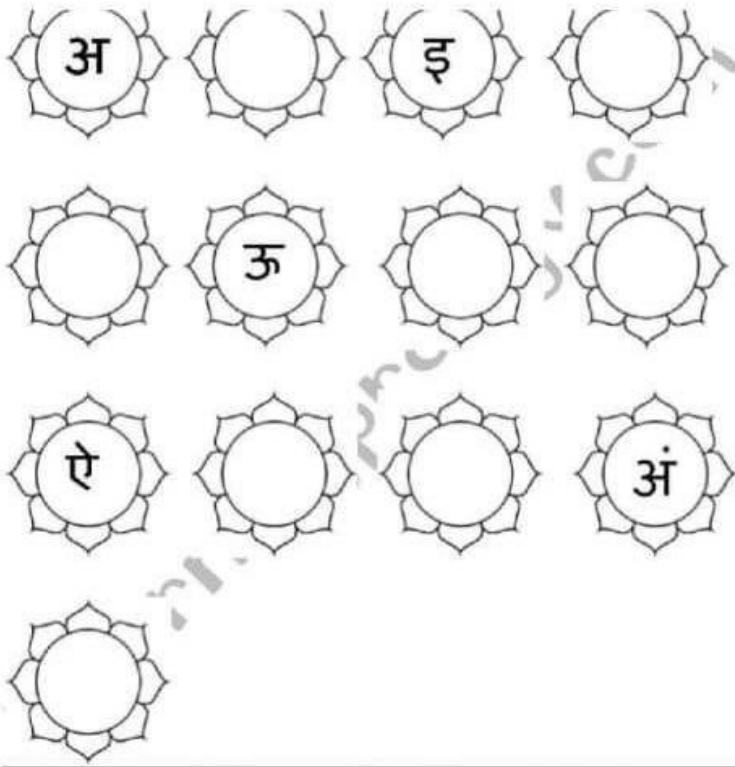


www.learners101.com

वर्णमाला के
अक्षर खोजें



रिक्त स्थान भरो - Fill in the blanks



चित्र देखकर पहला अक्षर लिखे



.....



.....



.....



.....



.....

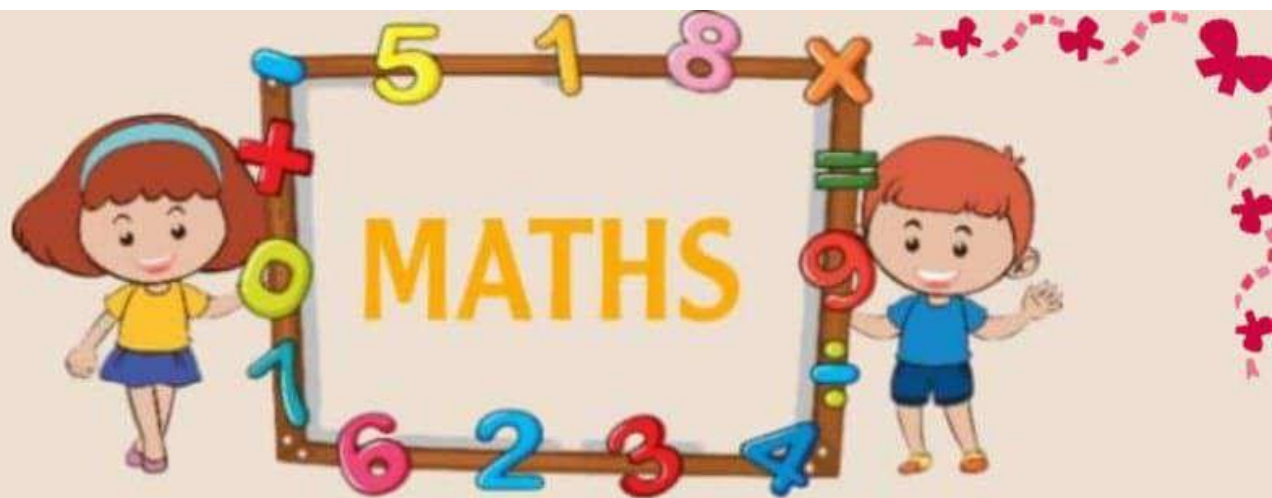


.....

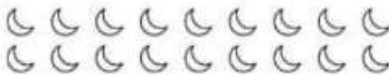



.....





Count and Write








LKG

Numbers 1-100									
Write each missing number.									
1	2		4		6		8		10
11		13		15		17		19	20
21	22		24		26		28		30
31		33		35		37		39	40
41	42		44		46		48		50
51		53		55		57		59	60
61	62		64		66		68		70
71		73		75		77		79	80
81	82		84		86		88		90
91		93		95		97		99	100



MORE & LESS

Tick (✓) the Group which has More number of objects

<input type="checkbox"/>		<input type="checkbox"/>	
--------------------------	---	--------------------------	---






<input type="checkbox"/>		<input type="checkbox"/>	
--------------------------	---	--------------------------	---

<input type="checkbox"/>		<input type="checkbox"/>	
--------------------------	---	--------------------------	---

<input type="checkbox"/>		<input type="checkbox"/>	
--------------------------	---	--------------------------	---



Circle the correct number of images.

	2 3 5
	4 6 7
	2 4 5
	4 6 7
	6 8 9



Numbers

Look at the numbers and circle their correct spellings.

1	ONE OWN	6	SIXT SIX
2	TOO TWO	7	SEVEN SEWEN
3	TREE THREE	8	EIGTH EIGHT
4	FOUR FOR	9	NINET NINE
5	FIVE FIFE	10	TEN TAN



Q.1 Colour the biggest:


Q.2 Colour the bigger:



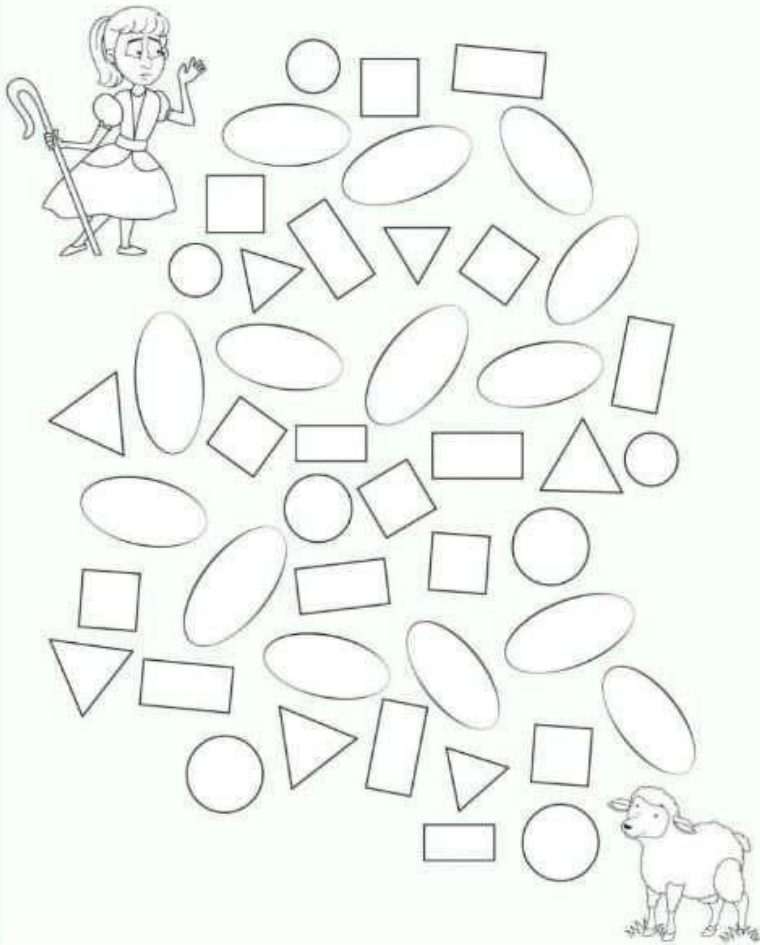
Q.3 Colour the big:

Q.4 Write number names:

1			
2			




Colour the 's to find Little Bo Peep's lost sheep.













Identify And Colour The Shapes

Maths Worksheets for Kids
mocomi.com/learn/maths/

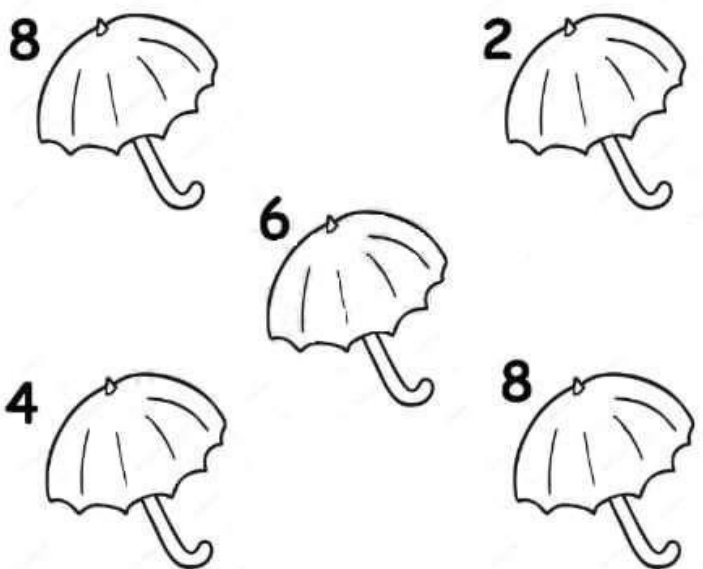


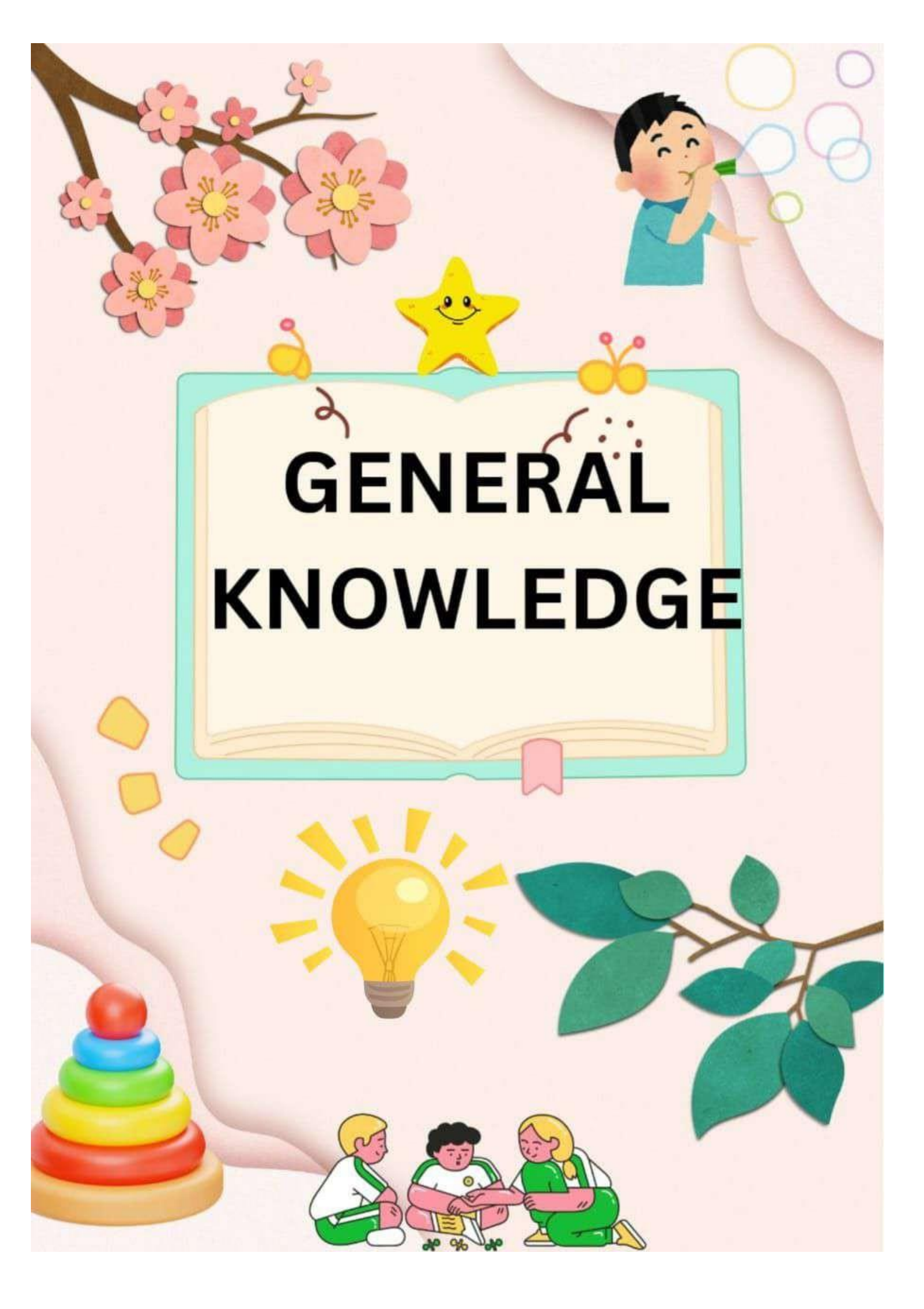
Count and write

 <input type="text"/>	 <input type="text"/>
 <input type="text"/>	 <input type="text"/>
 <input type="text"/>	 <input type="text"/>
 <input type="text"/>	 <input type="text"/>
 <input type="text"/>	 <input type="text"/>



Colour according to the given colour code.






GENERAL KNOWLEDGE

MONTHS IN A YEAR

Cut and glue the names of the months in the right order.

1	2	3	4	5	6
7	8	9	10	11	12



May	June	August	February	April	September
November	October	December	July	January	March

GOOD MANNERS

Look at the pictures. What would you say in these situations?
Draw lines to match the pictures to the correct words.



Sorry

Thank you

Please

Excuse me

READ AND TRACE



Bag



Book

Bag

Book



Crayon



Eraser

Crayon

Eraser



Pencil



Ruler

Pencil

Ruler



IS IT A GOOD HABIT?

Color Yes and No Block.



YES NO



YES NO



YES NO



YES NO



YES NO



YES NO



YES NO













YES NO



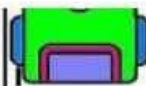
YES NO

Sense Organs





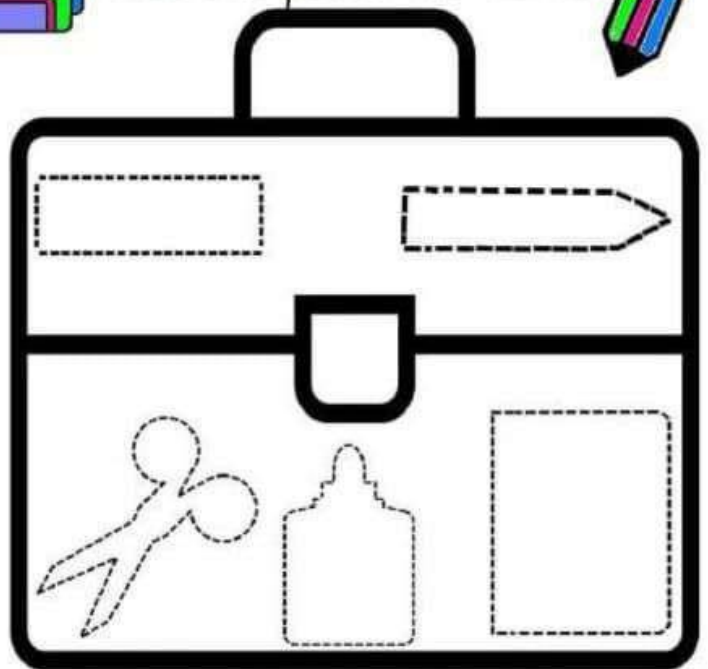
Match the following:

	hear	
	taste	
	see	
	smell	
	feel	

Draw four things that you can see around you.















Cut and paste the items.



Understanding the concept of opposites is important as it helps a child to learn how to compare two different things and to develop a more concrete understanding of a specific concept (e.g. hard vs soft).

Draw a line to match each picture with its opposite.

big			empty
sour			cold
hot			sweet
happy			dark
full			small
bright			sad



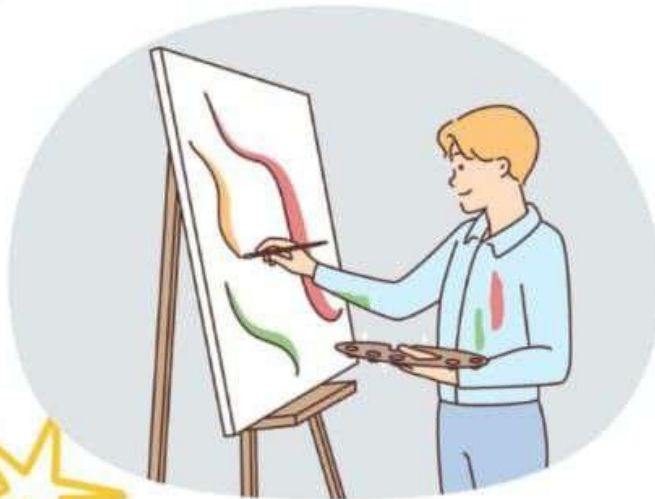
Match the colour words with the colours.

- red
- yellow
- blue
- pink
- orange
- purple
- brown






DRAWING WITH ART AND CRAFT

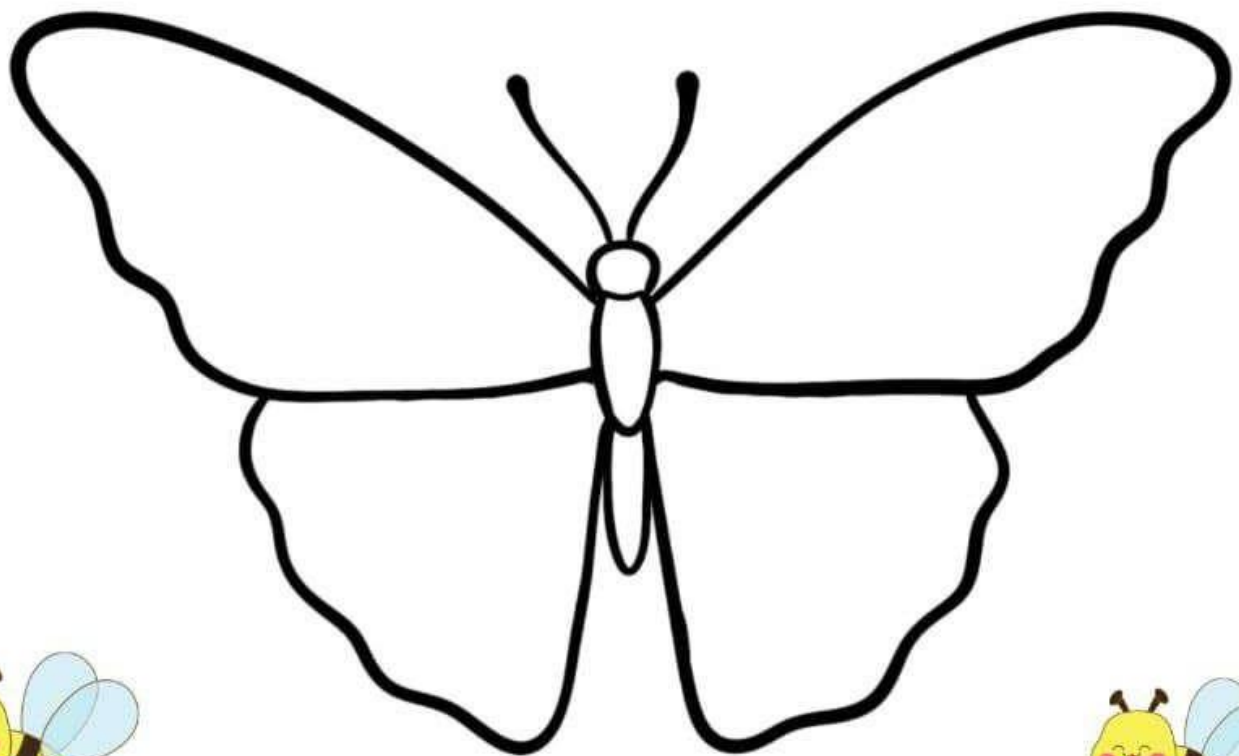


Thumb painting

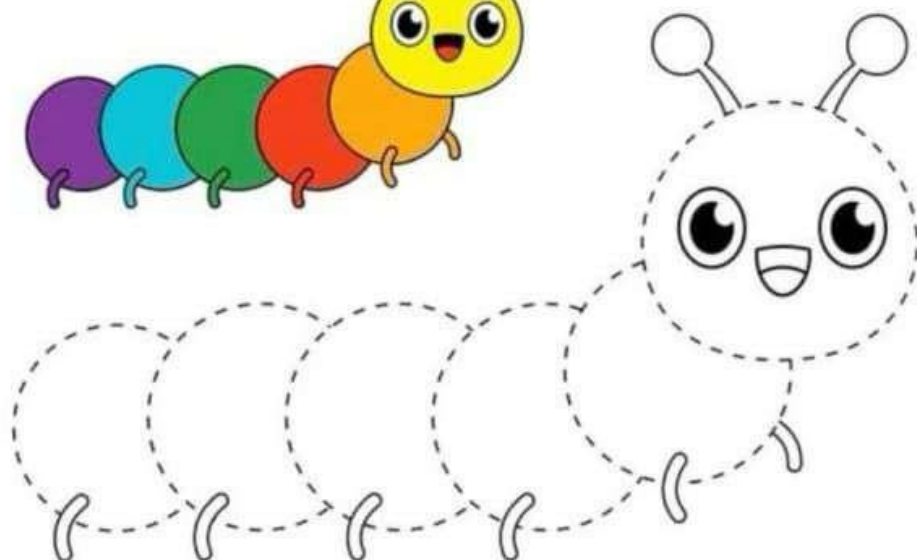

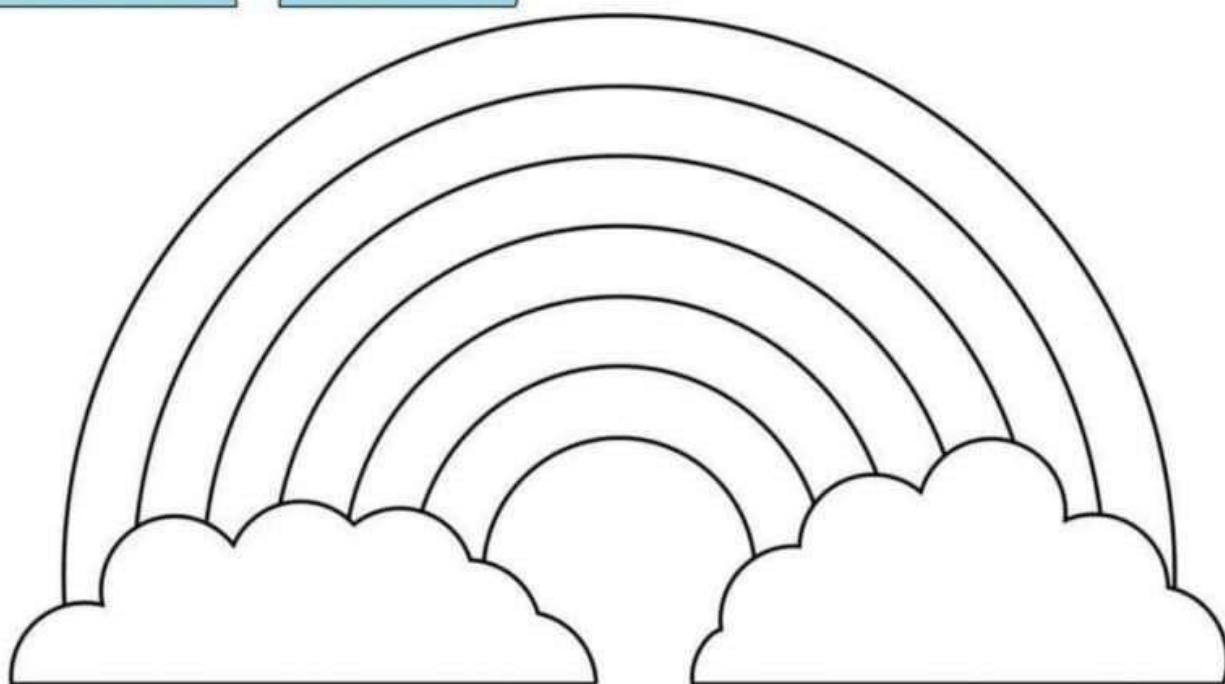




Fill the butterfly with pencil shaving



Fill the colours



Trace and color






ORAL



LEARN ALL THE TOPICS



classroom phrases

Can you help me, please? 

May I go to the toilet, please? 


Can I work with...please? 

Can I have the...please? 

What does that mean? 

Can you say that again, please? 

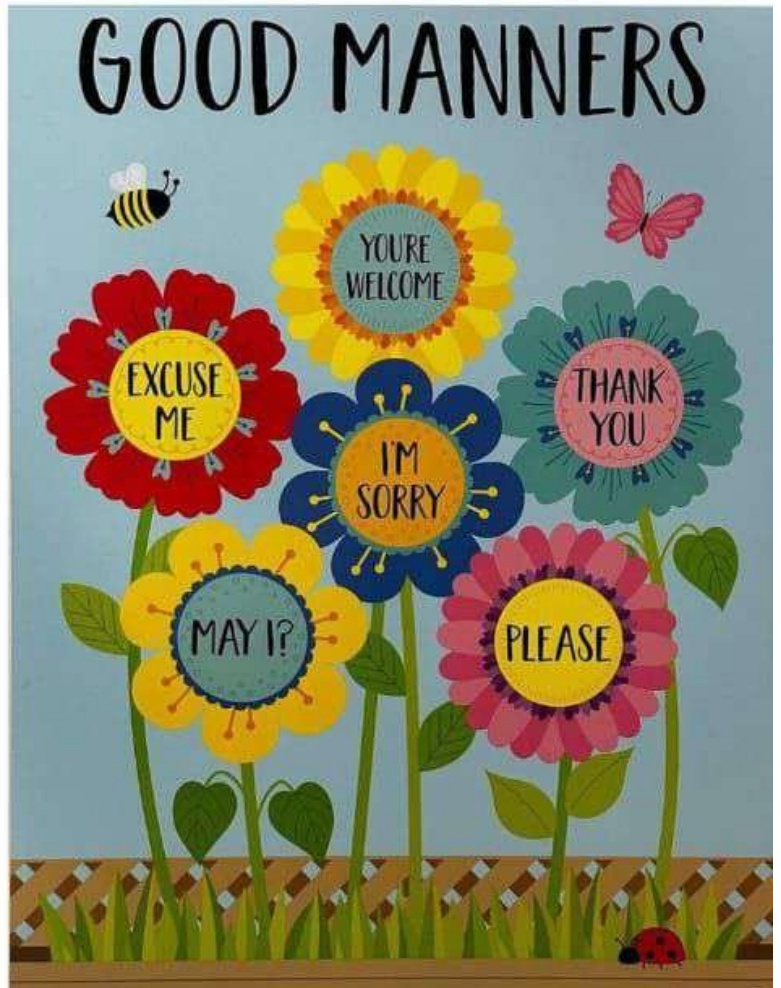
I've got a question. 



10 Golden Rules

1. Come on time 
2. Prepare for class 
3. Eyes on the board 
4. Listen when others talk 
5. Raise your hand to speak 
6. Be respectful and kind 
7. Say please and thank you 
8. Follow directions 
9. Clean up and help out 
10. Try your best and have fun 

MICRO KOSH



Note:-

- *Holiday Homework needs to be done in neat handwriting.
- *Activities should be presented beautifully with excellent creativity.
- * Holiday Homework is mandatory to be done by all the students within the stipulated time.
- *Holiday Homework will be evaluated in overall result.

Happy Holidays !!!

Holiday Homework Marks Distribution

S.No.	Subject Name	Maximum Marks	Obtained Marks	Teacher's Signature
1	English	5		
2	Hindi	5		
3	Mathematics	5		
4	EVS	5		

Note:

The Holiday Homework of each subject carries ****5 marks****, which will be included in the ****Term-1 Internal Assessment (IA)**** category. Students are advised to complete their work neatly and submit it on time